

RELATIONSHIP BETWEEN SELECTED VARIABLES AND THE
PERFORMANCE RATING OF PUBLIC ELEMENTARY
CLASSROOM TEACHERS, SCHOOLYEAR
1976 - 1977

THESES & DISSERTATIONS SEC.
FILIPINANA E. ASIA DIV. TNL


A Thesis
Presented to
the Faculty of the Graduate School
Central Luzon Teachers College

In partial Fulfillment
of the Requirements for the Degree
Master of Arts in Education

by
PEDRO A. RAMOS
May, 1978

APPROVAL SHEET


In partial fulfillment of the requirements for the degree of MASTER OF ARTS IN EDUCATION, this thesis entitled RELATIONSHIP BETWEEN SELECTED VARIABLES AND THE PERFORMANCE RATING OF THE PUBLIC ELEMENTARY CLASSROOM TEACHERS, SCHOOL YEAR 1976-1977, has been prepared and submitted by PEDRO A. RAMOS who is recommended for the Final Oral Examination.



RUFINO O. ESIAO, Ed.D.
Advisor

Approved by the Committee on Oral Examination:



TRINIDAD R. MONTERO, Ph.D.
Chairman



JULIAN S. MEJIA, M.A.
Member


REMIGIO S. AQUINO, M.A.
Member


MELANIO D. MALICDEM, M.A.T.
Member

Accepted in partial fulfillment of the requirements for the degree of MASTER OF ARTS IN EDUCATION.


TRINIDAD R. MONTERO, Ph.D.
Dean
Graduate Studies


RUFINO O. ESIAO, Ed.D.
President

ACKNOWLEDGEMENT

The writer gratefully acknowledges the various forms of assistance extended by the following, without whom this study could not have been made possible:

Dr. Rufino C. Esalao, CLTC president and thesis adviser, for his sincere encouragement and motivation which propelled this writer to finish his masteral course;

Dr. Trinidad R. Montero, Dean of the Graduate School, for her valuable suggestions in improving the format of this study;

Dean Julian Mejia, Professor Remigio Aquino, Professor Melanio Malicdem, and Mr. Felix Padua, for their suggestions, sincere efforts and very accommodating ways, which gave the researcher the courage to finish this paper;

Mrs. Filomena D. Esalao, for her solicitous guidance and moral support and for making possible the writer's temporary stay in the President's home;

Mrs. Paulita A. Lopez who helped in typing these materials;

The Principals and teachers of Marikina District III for their cooperation and moral support; and

Above all, to HIM, the source of all hopes, strengths
and courage. To all of them the writer dedicates
this material.

PEDRO A. RAMOS

TABLE OF CONTENTS

	Page
TITLE PAGE	i
APPROVAL SHEET	ii
ACKNOWLEDGEMENT	iii
LIST OF TABLES	viii
ABSTRACT	ix
CHAPTER	
1 INTRODUCTION	1
Background of the Study	1
Purpose of the Study	4
Statement of the Problem	5
Assumption	6
Scope and Delimitations	6
Definition of Terms	7
Methodology and Materials	9
Treatment of Data	12
Chapter Summary	14
2 REVIEW OF RELATED STUDIES AND LITERATURE	15
Philippine Studies and Literature	15
Foreign Studies and Literature	25
Chapter Summary	29
3 PRESENTATION, ANALYSIS, AND INTERPRETATION OF DATA	30

Chapter	Page
Performance Rating	30
Educational Qualification	32
Years of Teaching Experience	34
In-Service Education	36
Profile of the Teacher	38
Relationship Between Educational Qualification and Performance Rating	38
Relationship Between Years of Teaching Experience and Performance Rating	44
Relationship Between Number of Hours of In-service Training and Performance	48
4 SUMMARY, CONCLUSIONS, AND RECOMMENDATIONS . .	55
The Problem	55
The Study Design	56
Related Studies and Literature	57
Findings	57
Conclusions	59
Recommendations	59
BIBLIOGRAPHY	62
APPENDICES	67
A Summary of Data on Performance Rating, Educational Qualification, Experience, and In-service Education of Teachers	67
B The Revised Performance Rating System	77
C Rating Guidelines	78
D Performance Rating Form	82
E Curriculum Vitae	86

LIST OF TABLES

TABLE		Page
1	Frequency and Percentage Distribution of Teachers Classified According to General Performance Rating	31
2	Frequency and Percentage Distribution of Teachers According to Educational Qualification	32
3	Frequency and Percentage Distribution of Teachers Classified According to Years of Teaching Experience	35
4	Frequency and Percentage Distribution of Teachers Classified According to the Number of In-service Training Attended	37
5	Frequency and Percentage Distribution of Performance Rating With Respect to the Educational Qualification of Teachers . . .	39
6	Chi-square Test of the Independence of Educational Qualification with Respect to Performance Rating	42
7	Frequency and Percentage Distribution of Performance Rating of Teachers with Respect to Their Number of Years of Teaching Experience	45
8	Chi-square Test of Independence of Years of Teaching Experience with Respect to Performance Rating	46
9	Frequency and Percentage Distribution of Performance of Teachers with Respect to the Number of Hours of In-service Training Attended	50
10	Chi-square Test of Independence of the Number of Hours of In-service Training Attended by Teachers with Respect to their Performance Rating	52

ABSTRACT

Designed to provide a descriptive picture of the teachers of Marikina District III, this study determined the relationship between the performance ratings and selected variables such as educational qualification, teaching experience and in-service training activities.

The study tested the following hypotheses:

1. There is no significant relationship between educational qualification and performance rating.
2. There is no significant relationship between the number of years of experience and performance rating.
3. There is no significant relationship between the number of hours of in-service training attended and performance rating.

Using the chi-square test of relationship at the .05 level of significance, the study yielded the following conclusions:

1. There is highly significant relationship between educational qualification and performance rating.
2. There appears a significant relationship between length of teaching experience and performance rating.
3. There is no significant relationship between the number of hours of in-service training activities and performance rating.